

The logo for SilverSea Expeditions, featuring a stylized 'S' icon followed by the text 'SILVERSEA®' in a serif font.

EXPEDITIONS

EXPLORE ANOTHER WORLD

ANTARCTICA 2023-2025





Steve McCurry

Cover picture: Iceberg in Antarctica Peninsula, 2019,
by Steve McCurry

It's out there, waiting for you. The voyage of a lifetime. The last continent. Each time you hear the word *Antarctica* you feel its pull. You can almost smell the crisp cold air, hear the crunch of millennial snow under your feet, see the edge of a humpback whale's tail as it disappears into crystal waters. But once you set foot on Antarctica you'll feel something you never imagined existed: a new sense of belonging - to nature, to the family of explorers who've come before you, to our beautiful, delicate planet.

“Antarctica will redefine what beauty means to you. The sheer majesty of the endless landscapes and your personal encounters with strange and unique wildlife will change you forever.”

BARBARA MUCKERMANN - PRESIDENT AND CEO, SILVERSEA CRUISES







“A world unto itself, Antarctica awaits discovery as a pristine wilderness of inimitable beauty. Silversea takes travellers deep into the Final Continent in unparalleled comfort, unlocking the richest Antarctica experience ever.”

CONRAD COMBRINK, SVP EXPEDITIONS, DESTINATION AND ITINERARY MANAGEMENT









“Standing at the edge of a vast ice shelf, all you hear is complete and utter silence. It’s so quiet you can hear the ice breathe in time with your heartbeat.”

STEVE MCCURRY, PHOTOGRAPHER





YOUR ANTARCTICA STARTS HERE

As the sun comes up over the Antarctic Sound, blood red gives way to sky blue, and colonies of Adélie Penguins slowly shake themselves awake. The ice creaks and shifts underneath as Weddell seals roll around in pure white blankets of virgin snow. Venture a bit further inland and you'll find Antarctica isn't just cold and ice. Jagged grey mountains watch over fjords teeming with wildlife and species you'll encounter nowhere else. Silversea welcomes you to Antarctica, the last and most unexplored continent on Earth. With lots of options, including our newest Antarctica Bridge packages, where you start your voyage directly on the South Shetland Islands, you'll find the right one for you.

In Antarctica, no two cruises are alike, and you'll discover a changing untamed wilderness wherever you go. You'll be moved by intimate encounters with wildlife while the sheer majesty of the landscape makes you feel like you're traveling for the very first time. Our Silversea Expeditions team members will guide you every step of the way, as we take the utmost care when traveling to this remote region, with clothes, equipment and procedures that ensure our impact on Antarctica's delicate ecosystem is minimal to none. In fact, here you'll discover that you will redefine what it means to explore, as you become one of the few people in history to set foot on the last continent.



Watching a leopard seal underwater, Foyen Harbour, Antarctica

ALWAYS MORE TO EXPLORE

Antarctica in numbers

17 **TERRESTRIAL
FAUNA SPECIES**



BIRDS: Wandering Albatross, Snow Petrel, Antarctic Skua, Blue-eyed Shag, Giant Petrel, Cape Petrel, Snowy Sheathbill, Antarctica Tern
PENGUINS: King Penguins (South Georgia voyages only), Adélie Penguins, Chinstrap Penguins, Gentoo Penguins



0°/15° **SUMMER
TEMPERATURES**

Celsius (32/ 59° Fahrenheit)

The Antarctic is colder than the Arctic because Antarctica is a landmass: receives less heat from the ocean.

235 **MARINE
FAUNA SPECIES**



Six pinniped species inhabit Antarctica. The largest, the elephant seal, and the Antarctic fur seal live north of the sea ice. The other four species can live on the sea ice - Crabeater seals, Weddell seals, leopard seals and Ross seals. There are 10 cetacean species; six baleen whales, and four toothed whales and Orcas.



ICE SHEETS
98%
OF ANTARCTICA'S SURFACE

About 98% thick continental ice sheet and 2% barren rock. The ice surface dramatically grows in size from about 3 million square kilometres (1.2 million square miles) at the end of summer to about 19 million square kilometres (7.3 million square miles) by winter.

950 **FLORA
SPECIES**



Bryophytes like mosses and liverworts, as well as lichen, algae and fungi varieties grow in Antarctica. Most growth lasts just a few weeks during the height of summer. There are 200 species of lichens and 50 species of moss in Antarctica, while algae are in abundance with 700 species of mostly phytoplankton.



ICE THICKNESS
2.16 km

The mean thickness of the Antarctic ice sheet is 2.16 km; the maximum known thickness of the ice sheet is 4776 m (Terre Adélie). Without the ice, Antarctica may be the lowest lying continent; the greatest known depression of bedrock is the Byrd Subglacial Basin, at 2538 m below sea level.



1773 **FIRST SERIOUS ATTEMPT
AT EXPLORATION**

In 1773 James Cook and his crew crossed the Antarctic Circle for the first time. They discovered South Georgia in 1775, but although Cook surmised a frozen continent further south they did not catch sight of Antarctica itself.



1,000 **POPULATION**

There are numerous research stations set up across the continent.

Summer: 4,400 people reside
Winter: 1,000 people

YOUR EXPEDITIONS TEAM

Experienced in delivering experiences

IN ANTARCTICA, EXPERTS MAKE THE EXPEDITION

We've assembled a top-notch team of naturalists and other experts to help you discover and explore Antarctica's hidden secrets. Silversea Expeditions has one of the highest expedition-personnel-to-guest ratios in the entire expedition cruising industry, meaning every single voyage features up to 28 qualified specialists ready to make your adventure that much more special. All excursions and experiences with our Expeditions Team members are included, so feel free to attend as many of our daily "Recap & Briefing" and lectures as you like. These uniquely experienced and talented experts have all been chosen for their passion and dedication to their specialised field, as well as their openness, friendliness, and infectious enthusiasm.

Selected specifically for your destination, our team features a variety of experts, including biologists, ornithologists, geologists, historians and photographers. They make sure each and every adventure you go on is thoroughly taken care of, so your experience is always something to write home about. Whether you're looking for that perfect exposure setting for your money shot, or need to know the name of the bird staring at you from a rock outcrop, or would like a detailed history of the local area, you'll find someone to answer your questions and lend a hand. Get to know our professional expedition team members for the full story on board, on land and on ice.



As part of Silversea Expeditions, I've probed some of the most remote corners of the planet. But no destination has been more memorable and, in truth, more inspirational than Antarctica.

CONRAD COMBRINK

SVP EXPEDITIONS, DESTINATION AND ITINERARY MANAGEMENT



A King Penguin colony on South Georgia

YOUR ANTARCTICA EXPERIENCE

The polar opposite of ordinary



Zodiac near a group of crabeater seals in Galindez Island, Antarctica

ZODIAC® CRUISING

There's nothing like listening to large sheets of ice break off a millennial glacier from a Zodiac, or catching sight of a great humpback whale as it spy hops vertically out of crystal clear waters to introduce itself. Our Expeditions Team members will get you close to the action, all you have to do is climb onboard.



Guests hiking in Antarctica

GROUP HIKES

Get up close and personal with the stunning landscapes and teeming wildlife of Antarctica. Keep a lookout for unique fauna as you hike and, who knows, you might just make a new feathered friend as we introduce you to colonies of Adèlie Penguins, Chinstrap Penguins and Gentoo Penguins.



Guests kayaking in Antarctica

ACTIVE KAYAKING

Towering icebergs and humpback whales look great from afar, but there's nothing like floating alongside a glacier in total silence or having a curious leopard seal glide right beside you in the water. Under the guidance of certified kayak instructors you'll be able to experience this and much more.



Expeditions Team lecture

ADVANCED LECTURES

Prepare for your onshore excursions with the best of the best as our expert naturalists, biologists, historians and geologists provide you with inside information on what to expect onshore and in the water. They'll pique your curiosity with captivating details about the land, water, ice and wildlife of this unusual continent.



A group of King Penguins on South Georgia Island, Antarctica



FOUR WAYS TO EXPLORE ANTARCTICA WITH SILVERSEA

Featuring a variety of destinations, our Antarctica voyages
last between five days and just over three weeks.
Discover the right itinerary for you.

ANTARCTIC PENINSULA

WELCOME TO ANTARCTICA

Discover the magic of Antarctica aboard our world-class Silversea Expeditions ships *Silver Wind*, *Silver Cloud* and *Silver Endeavour*. Depending on your selected cruise, you'll spend 10 to 12 days exploring the wondrous landscapes and incredible wildlife of the Antarctic Peninsula and South Shetland Islands. Push yourself a bit further to visit the Antarctic Sound and opt to head south of the Polar Circle to witness the true beauty, scale and power of the last continent.

YOUR ALL-INCLUSIVE VACATION PACKAGE



¹ | Arrival time set for late afternoon

² | For guests whose flights require an overnight stay



Zodiac cruising among the icebergs

**PUERTO WILLIAMS
ROUNDTRIP**

Duration 10-12 Days

Silver Cloud



DAY BY DAY			
DATE	PORT	ARRIVE	DEPART
21 Feb 24	PUERTO WILLIAMS		17:00
22 Feb 24	DRAKE PASSAGE		
23 Feb 24	DRAKE PASSAGE		
24 Feb 24	ANTARCTIC SOUND	5:30	
25 Feb 24	ANTARCTIC PENINSULA		
26 Feb 24	ANTARCTIC PENINSULA		
27 Feb 24	ANTARCTIC PENINSULA		
28 Feb 24	SOUTH SHETLAND ISLANDS	18:30	
29 Feb 24	DRAKE PASSAGE		
1 Mar 24	CRUISING CAPE HORN	13:30	18:00
2 Mar 24	PUERTO WILLIAMS	7:30	



Hiking towards the craters at Telefon Bay, South Shetland Islands

OTHER VOYAGE OPTIONS:

VOYAGE CODE	SHIP	DEPT. DATE	NO. OF DAYS	VOYAGE CODE	SHIP	DEPT. DATE	NO. OF DAYS
E4230104012	SILVER CLOUD	4 Jan 23	12	WI240121012	SILVER WIND	21 Jan 24	12
WI230105012	SILVER WIND	5 Jan 23	12	E4240130012	SILVER CLOUD	30 Jan 24	12
E4230116012	SILVER CLOUD	16 Jan 23	12	WI240202010	SILVER WIND	2 Feb 24	10
WI230117012	SILVER WIND	17 Jan 23	12	E4240211010	SILVER CLOUD	11 Feb 24	10
WI230129010	SILVER WIND	29 Jan 23	10	WI240212010	SILVER WIND	12 Feb 24	10
WI230208010	SILVER WIND	8 Feb 23	10	E4240221010	SILVER CLOUD	21 Feb 24	10
E4230215010	SILVER CLOUD	15 Feb 23	10	WI240222010	SILVER WIND	22 Feb 24	10
WI230218010	SILVER WIND	18 Feb 23	10	WI241208010	SILVER WIND	8 Dec 24	10
E4230225010	SILVER CLOUD	25 Feb 23	10	WI250105010	SILVER WIND	5 Jan 25	10
WI230228010	SILVER WIND	28 Feb 23	10	WI250115010	SILVER WIND	15 Jan 25	10
EV230304010	SILVER ENDEAVOUR	4 Mar 23	10	E4250205012	SILVER CLOUD	5 Feb 25	12
E4231208010	SILVER CLOUD	8 Dec 23	10	WI250212010	SILVER WIND	12 Feb 25	10
EV231218010	SILVER ENDEAVOUR	18 Dec 23	10	E4250217010	SILVER CLOUD	17 Feb 25	10
EV231228010	SILVER ENDEAVOUR	28 Dec 23	10	E4250227010	SILVER CLOUD	27 Feb 25	10
E4240105010	SILVER CLOUD	5 Jan 24	10				



DEEP ANTARCTICA

*The most adventurous
itinerary in Antarctica*

Take your travel to the limit with this thrilling twenty-day itinerary, our longest yet to Antarctica. Go further south than ever before - beyond the Antarctic circle and all the way to 69°S. With more experts and more Zodiacs per traveler than anyone else in the region, this is the ultimate Antarctica Expedition experience.

Voyage N. **EV230212020**

Silver Endeavour

Duration **20** Days



ANTARCTIC PENINSULA FALKLANDS & SOUTH GEORGIA

BEYOND ANTARCTICA

As if the wonder of Antarctica wasn't enough, you can add the unusual beauty of the Falkland Islands and/or South Georgia to your once-in-a-lifetime cruise at the ends of the Earth. Discover these unique regions aboard our world-class Silversea Expeditions ships *Silver Wind*, *Silver Cloud* and *Silver Endeavour*. Depending on your chosen cruise, you'll spend 14 to 20 days exploring these remarkable islands and the waters, land and ice of the Antarctic Peninsula, Antarctic Sound and even the remote Elephant Island.

YOUR ALL-INCLUSIVE VACATION PACKAGE

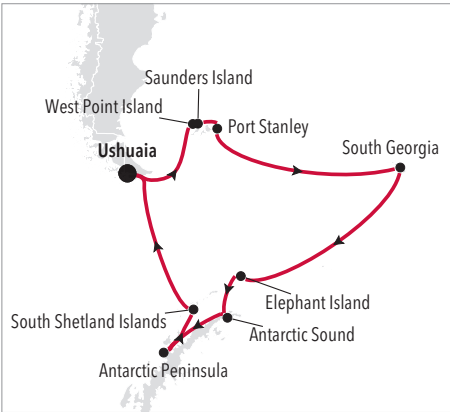


King Penguin colony in South Georgia

PUERTO WILLIAMS
ROUNDTRIP

Duration 18 Days

Silver Wind



DAY BY DAY			
DATE	PORT	ARRIVE	DEPART
13 Nov 23	PUERTO WILLIAMS		17:00
14 Nov 23	DAY AT SEA		
15 Nov 23	NEW ISLAND	6:00	11:00
15 Nov 23	WEST POINT ISLAND	14:15	19:00
16 Nov 23	PORT STANLEY	8:00	14:00
17 Nov 23	DAY AT SEA		
18 Nov 23	DAY AT SEA		
19 Nov 23	SOUTH GEORGIA	10:00	
20 Nov 23	SOUTH GEORGIA		
21 Nov 23	SOUTH GEORGIA		19:00
22 Nov 23	DAY AT SEA		
23 Nov 23	DAY AT SEA		
24 Nov 23	CRUISE ELEPHANT ISLAND	9:30	14:00
25 Nov 23	ANTARCTIC SOUND		
26 Nov 23	ANTARCTIC PENINSULA		
27 Nov 23	ANTARCTIC PENINSULA		
28 Nov 23	SOUTH SHETLAND ISLANDS		18:30
29 Nov 23	DRAKE PASSAGE		
30 Nov 23	CRUISING CAPE HORN	13:30	18:00
01 Dec 23	PUERTO WILLIAMS	7:30	



Antarctic landscape with icebergs, Antarctic Peninsula

OTHER VOYAGE OPTIONS:

VOYAGE CODE	SHIP	DEPT. DATE	NO. OF DAYS
E4230128018	SILVER CLOUD	28 Jan 23	18
EV231031018	SILVER ENDEAVOUR	31 Oct 23	18
WI231113018	SILVER WIND	13 Nov 23	18
E4231120018	SILVER CLOUD	20 Nov 23	18
WI231201018	SILVER WIND	01 Dec 23	18
E4231218018	SILVER CLOUD	18 Dec 23	18
WI231219018	SILVER WIND	19 Dec 23	18

VOYAGE CODE	SHIP	DEPT. DATE	NO. OF DAYS
WI240106015	SILVER WIND	06 Jan 24	15
E4240115015	SILVER CLOUD	15 Jan 24	15
WI240303019	SILVER WIND	03 Mar 24	19
E4241119018	SILVER CLOUD	19 Nov 24	18
WI241218018	SILVER WIND	18 Dec 24	18
WI250125018	SILVER WIND	25 Jan 25	18
WI250222018	SILVER WIND	22 Feb 25	18

ANTARCTICA BRIDGE

THE FAST TRACK TO THE LAST CONTINENT

Fly in style directly to the last continent for a pure Antarctic experience, with Antarctica Bridge it's much closer than you think.

Skip the Drake Passage and fly Business Class from Punta Arenas right to Antarctica. Board *Silver Endeavour* or *Silver Cloud* and immerse yourself in the otherworldly beauty of the most extreme region on the planet.

YOUR ALL-INCLUSIVE VACATION PACKAGE



¹ | Arrival time set for late afternoon

² | For guests whose flights require an overnight stay



**KING GEORGE ISLAND
TO KING GEORGE ISLAND**

Duration **5-9** Days

Silver Endeavour



DAY BY DAY			
DATE	PORT	ARRIVE	DEPART
04 Feb 23	KING GEORGE ISLAND		18:00
05 Feb 23	ANTARCTIC SOUND		
06 Feb 23	ANTARCTIC PENINSULA		
07 Feb 23	ANTARCTIC PENINSULA		
08 Feb 23	SOUTH SHETLAND ISLANDS		
09 Feb 23	KING GEORGE ISLAND	5:30	



Zodiac cruising among the icebergs

OTHER VOYAGE OPTIONS:

VOYAGE CODE	SHIP	DEPT. DATE	NO. OF DAYS	VOYAGE CODE	SHIP	DEPT. DATE	NO. OF DAYS
EV230106006	SILVER ENDEAVOUR	06 Jan 23	6	EV240122006	SILVER ENDEAVOUR	22 Jan 24	6
EV230118006	SILVER ENDEAVOUR	18 Jan 23	6	EV240227006	SILVER ENDEAVOUR	27 Feb 24	6
EV230124006	SILVER ENDEAVOUR	24 Jan 23	6	EV240304006	SILVER ENDEAVOUR	04 Mar 24	6
EV230130005	SILVER ENDEAVOUR	30 Jan 23	5	E4241210006	SILVER CLOUD	10 Dec 24	6
EV230204005	SILVER ENDEAVOUR	04 Feb 23	5	E4241216006	SILVER CLOUD	16 Dec 24	6
EV231121006	SILVER ENDEAVOUR	21 Nov 23	6	E4241222006	SILVER CLOUD	22 Dec 24	6
EV231127006	SILVER ENDEAVOUR	27 Nov 23	6	E4241228006	SILVER CLOUD	28 Dec 24	6
EV231203006	SILVER ENDEAVOUR	03 Dec 23	6	E4250109006	SILVER CLOUD	09 Jan 25	6
EV231209006	SILVER ENDEAVOUR	09 Dec 23	6	E4250115006	SILVER CLOUD	15 Jan 25	6
EV240110006	SILVER ENDEAVOUR	10 Jan 24	6	E4250121006	SILVER CLOUD	21 Jan 25	6
EV240116006	SILVER ENDEAVOUR	16 Jan 24	6	E4250127006	SILVER CLOUD	27 Jan 25	6

OTHER VOYAGE OPTIONS WITH SOUTH GEORGIA & FALKLANDS:

VOYAGE CODE	SHIP	DEPT. DATE	NO. OF DAYS
EV240128015	SILVER ENDEAVOUR	28 Jan 24	15
EV240212015	SILVER ENDEAVOUR	12 Feb 24	15

THE MOST ALL-INCLUSIVE EXPEDITION EXPERIENCES EVER

Now, your all-inclusive journey starts from home

WITH US, ALL-INCLUSIVE IS STANDARD

Our journeys feature the same renowned all-inclusive Silversea service enjoyed by our guests around the world. From international roundtrip flights to open-seated restaurants to butler service in every suite category, we've included it all for you. With Silversea you get utmost peace of mind so you can focus on what's important: exploring that magic of your destination to the fullest and enjoying all your time onboard and on-shore. All you have to do is show up, and we'll take care of the rest. Our journeys feature the same renowned all-inclusive Silversea service enjoyed by our guests around the world.

WHAT'S NEW

We've always been committed to making your voyage the most enjoyable and comfortable it can be, every time, as well as exceeding your expectations at every turn. And now we're even more all-inclusive than ever, with a brand new feature we know you'll love: full door-to-door service with private executive transfers. This means our five-star service accompanies you everywhere and your Silversea experience begins right at your front doorstep. We've made your journey entirely seamless so all you have to do is sit back, relax and delight in your travels.





PRE&POST CRUISE BENEFITS

- **NEW** Private executive transfers (between home and airport)¹
- International roundtrip flights (or air credit)²
- Business Class upgrades at reduced rates²
- In-country flights when required by itinerary
- Pre- and post-cruise hotel night/s, or day-use hotel depending on Silversea's air programme flight schedule
- Transfers between hotel, airport and ship
- Luggage handling



ACTIVITIES & GEAR EXCLUSIVE TO **EXPEDITIONS**

- Highly-qualified Expedition Team, comprising experts in their field
- Guided Zodiac, kayak, land and sea tours, and shore-side activities
- Enrichment lectures by our Expedition Team
- Complimentary expedition parka
- Complimentary backpack and water bottle



FINE DINING & BEVERAGES

- Multiple open-seated restaurants, serving diverse cuisine and an in-suite 24-hour dining service
- Sustainable caviar on demand 24 hours per day
- Beverages in-suite and throughout the ship, including champagne and selected wines, premium spirits, soft drinks, and more



PERSONALISED SERVICE AND AMENITIES

- Butler service in every suite category
- Industry leading crew-to-guest ratio
- Onboard gratuities
- Unlimited Wi-Fi

¹ - Private Executive Transfers between home/airport (or port) are included with all voyages, for up to 50 miles. Service is not available in all cities. Visit [Blacklane.com](https://www.blacklane.com) for more details.

² - Air is not available in all countries and to all destinations. Should you book your air independently or should the desired air not be available, a non-use credit will be offered, that you can apply as extra saving to your cruise fare. Business Class upgrades are available in selected destinations.

ALWAYS FIRST CLASS



Silver Endeavour

We're committed to making your time with us in Antarctica unforgettable. Though one of the most remote regions in the world, Silversea's ships and service allow you to enjoy the last continent's spellbinding beauty in absolute comfort and elegance.

SMALL-SHIP INTIMACY

Big on creature comforts and luxuries, our small all-suite ships feel personal and convivial. Thanks to their compact size - ranging from 100 to 137 suites - our Expedition ships *Silver Wind*, *Silver Cloud* and *Silver Endeavour* are all designed to access the most remote and hard-to-reach areas of Antarctica, with an elegant and intimate atmosphere onboard.

SUPERIOR SERVICE

With nearly a member of staff for every guest, the personalised service onboard our Antarctica Expedition ships is unparalleled. You'll be catered to and pampered each and every day, as our staff learns to anticipate your needs. Every Silversea suite features a butler, so after a day out on the ice you just might find a steaming hot cup of your favourite tea waiting for you back in your suite, or a warm bath already set up for you to soak in. All our team members take pride in making your time with us the best it can possibly be.

GOURMET EXCELLENCE

Our fine cuisine has always been a jewel in our crown. Onboard our Antarctica Expedition ships you'll have your choice of up to four different luxuriously-appointed restaurants, where our world-renowned chefs will create dishes using only the highest quality ingredients.

SILVERSEA'S 900+ DESTINATIONS

From Antarctica to the Arctic, we strive to create the best, most unique itineraries in the world. We visit every single continent with a huge range of destinations - from extreme polar regions to the tropical equator, from iconic world cities to remote islands. Discover what makes each one special.



Silver Endeavour, Veranda Suite

We know you demand only the highest standards of quality and service and we're ready to meet - and exceed - your expectations, every day.



Silver Cloud, Grand Suite



DECKPLANS

SILVER WIND

SHIP SPECIFICATIONS

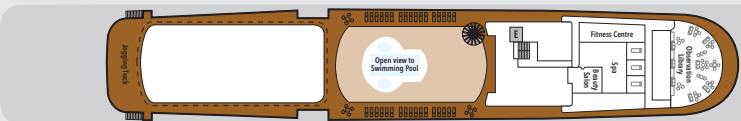
Crew	239
Officers	International
Guests	274
Tonnage	17,400
Length	514.14 Feet/156.7 Mt
Width	70.62 Feet/21.5 Mt
Speed	18 Knots
Converted ice-class	2020



DECK 09

Fitness Centre
Beauty Spa
Observation Library
Jogging Track

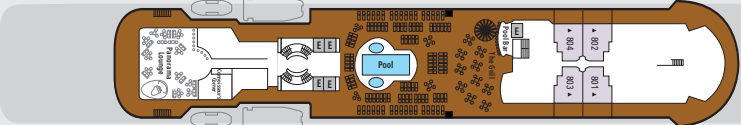
09



DECK 08

Pool Deck
Pool Bar
The Grill
Panorama Lounge
Connoisseur's Corner

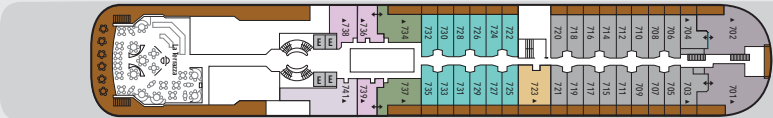
08



DECK 07

La Terrazza

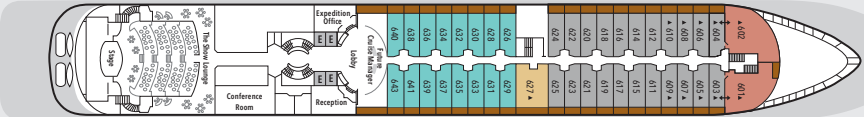
07



DECK 06

The Show Lounge
Conference Room
Reception

06



DECK 05

Dolce Vita
Boutique
Photo Studio

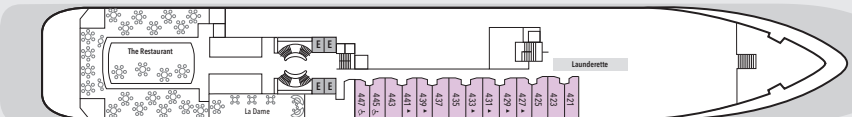
05



DECK 04

The Restaurant
La Dame
Launderette

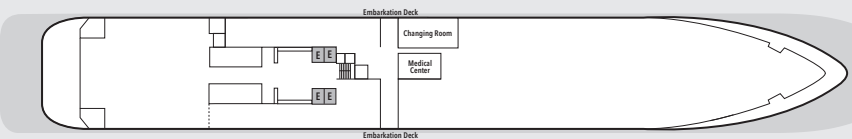
04



DECK 03

Changing Room
Medical Centre

03



SUITE CATEGORIES

Owner's Suite
Grand Suite
Royal Suite
Silver Suite
Medallion Suite
Deluxe Veranda Suite
Classic Veranda Suite
Vista Suite





OWNER'S SUITE

Available as a one-bedroom configuration or as a two-bedroom by adjoining with a Vista Suite.

1 BEDROOM: 587 SQ. FT. / 55 M²
INCLUDING VERANDA (89 SQ. FT. / 8 M²);
2 BEDROOM: 827 SQ. FT. / 77 M²
INCLUDING VERANDA (89 SQ. FT. / 8 M²)

- Large veranda with patio furniture and floor-to-ceiling glass doors; bedroom two has additional large picture window
- Living room (with convertible sofa to accommodate an additional guest) (Suite 734 only); bedroom two has additional sitting area
- Separate dining area
- Twin beds or queen-sized bed; bedroom two has additional twin beds or queen-sized bed
- Bathroom with whirlpool bath and walk-in shower; bedroom two has additional bathroom with walk-in shower
- Walk-in wardrobe(s) with personal safe
- Vanity table(s) with hair dryer
- Writing desk(s)
- Flat-screen HD TVs
- Interactive Media Library
- Sound system with bluetooth connectivity
- Illy® espresso machine
- Unlimited Premium Wifi



GRAND SUITE

Available as a one-bedroom configuration or as a two-bedroom by adjoining with a Classic Veranda Suite.

1 BEDROOM: 1,019 SQ. FT. / 95 M²
INCLUDING VERANDA (145 SQ. FT. / 14 M²);
2 BEDROOM: 1,314 SQ. FT. / 122 M²
INCLUDING VERANDA (194 SQ. FT. / 18.5 M²)

- Two verandas with patio furniture and floor-to-ceiling glass doors; bedroom two has additional veranda
- Living room (with convertible sofa to accommodate an additional guest); bedroom two has additional sitting area
- Separate dining area
- Twin beds or queen-sized bed; bedroom two has additional twin beds or queen-sized bed
- Bathroom with whirlpool bath and walk-in shower; bedroom two has additional bathroom with walk-in shower
- Walk-in wardrobe(s) with personal safe
- Vanity table(s) with hair dryer
- Writing desk(s)
- Flat-screen HD TVs
- Interactive Media Library
- Sound system with bluetooth connectivity
- Illy® espresso machine
- Unlimited Premium Wifi



ROYAL SUITE

Available as a one-bedroom configuration or as a two-bedroom by adjoining with a Classic Veranda Suite.

1 BEDROOM: 736 SQ. FT. / 69 M²
INCLUDING VERANDA (126 SQ. FT. / 12 M²);
2 BEDROOM: 1,031 SQ. FT. / 96 M²
INCLUDING VERANDA (175 SQ. FT. / 16.5 M²)

- Large veranda with patio furniture and floor-to-ceiling glass doors; bedroom two has additional veranda
- Living room (with convertible sofa to accommodate an additional guest); bedroom two has additional sitting area
- Separate dining area
- Twin beds or queen-sized bed; bedroom two has additional twin beds or queen-sized bed
- Bathroom with whirlpool bath and walk-in shower; bedroom two has additional bathroom with walk-in shower
- Walk-in wardrobe(s) with personal safe
- Vanity table(s) with hair dryer
- Writing desk(s)
- Flat-screen HD TVs
- Interactive Media Library
- Sound system with bluetooth connectivity
- Illy® espresso machine
- Unlimited Premium Wifi



SILVER SUITE

Silver Suites accommodate three guests.

517 SQ. FT. / 48 M²
INCLUDING VERANDA (92 SQ. FT. / 8 M²)

- Veranda with patio furniture and floor-to-ceiling glass doors
- Living room (with convertible sofa to accommodate an additional guest)
- Sitting area
- Separate dining area
- Twin beds or queen-sized bed
- Bathroom with full-sized bath
- Walk-in wardrobe with personal safe
- Vanity table with hair dryer
- Writing desk
- Flat-screen HD TVs
- Interactive Media Library
- Sound system with bluetooth connectivity
- Illy® espresso machine
- Unlimited Premium Wifi



MEDALLION SUITE

Medallion Suites accommodate three guests.

SUITES 801-804: 441 SQ. FT. / 41 M²
INCLUDING VERANDA (125 SQ. FT. / 12 M²)
SUITES 741: 667 SQ. FT. / 62 M²
NO VERANDA

- Large veranda with patio furniture and floor-to-ceiling glass doors (Suites 801-804 only)
- One French balcony providing panoramic ocean view (Suite 741 only)
- Living room (with convertible sofa to accommodate an additional guest)
- Separate dining area (Suite 741 only)
- Twin beds or queen-sized bed
- Bathroom with full-sized bath and shower
- Walk-in wardrobe with personal safe
- Vanity table with hair dryer
- Writing desk
- Flat-screen HD TVs
- Interactive Media Library
- Sound system with bluetooth connectivity
- Illy® espresso machine
- Unlimited Premium Wifi



DELUXE VERANDA SUITE / CLASSIC VERANDA SUITE

Some Veranda Suites accommodate three guests. The Deluxe Veranda Suite offers preferred central location with identical accommodation to a Classic Veranda Suite.

295 SQ. FT. / 27 M²
INCLUDING VERANDA (49 SQ. FT. / 4.5 M²)

- Veranda with patio furniture and floor-to-ceiling glass doors
- Sitting area
- Twin beds or queen-sized bed
- Bathroom with shower
- Walk-in wardrobe with personal safe
- Vanity table with hair dryer
- Writing desk
- Flat-screen HD TVs
- Interactive Media Library
- Unlimited Standard Wifi



VISTA SUITE

Some Vista Suites accommodate three guests.

240 SQ. FT. / 22 M²
SUITE 738: 325 SQ. FT. / 30 M²

- Large picture window providing panoramic ocean views (Suites 421 to 447 only)
- One French balcony providing panoramic ocean views (Suite 738 only)
- Sitting area
- Twin beds or queen-sized bed
- Bathroom with shower
- Walk-in wardrobe with personal safe
- Vanity table with hair dryer
- Writing desk
- Flat-screen HD TVs
- Interactive Media Library
- Unlimited Standard Wifi

AMENITIES & FEATURES FOR ALL SUITES

- Butler service
- Refrigerator and bar setup stocked with your preferences
- Pillow menu
- Luxury bath amenities
- Plush bathrobe and slippers
- Umbrella
- Complimentary Wifi for all suites
- Direct-dial telephone(s)
- Champagne on arrival

SILVER CLOUD

SHIP SPECIFICATIONS

Crew	212
Officers	International
Guests	240 in Polar waters
Tonnage	17,400
Length	514.14 Feet/156.7 Mt
Width	70.62 Feet/21.5 Mt
Speed	18 Knots
Refurbished	2017
Ice-class Rating	1C



DECK 09

Observation Lounge
Jogging Track

DECK 08

The Bridge
Pool
Pool Bar
The Grill
Panorama Lounge
Connoisseur's Corner

DECK 07

La Terrazza
Zagara Beauty Spa
Library

DECK 06

Explorer Lounge
Fitness Centre
Reception/Guest Relations
Expedition Office

DECK 05

Dolce Vita
Boutique
Photo Studio

DECK 04

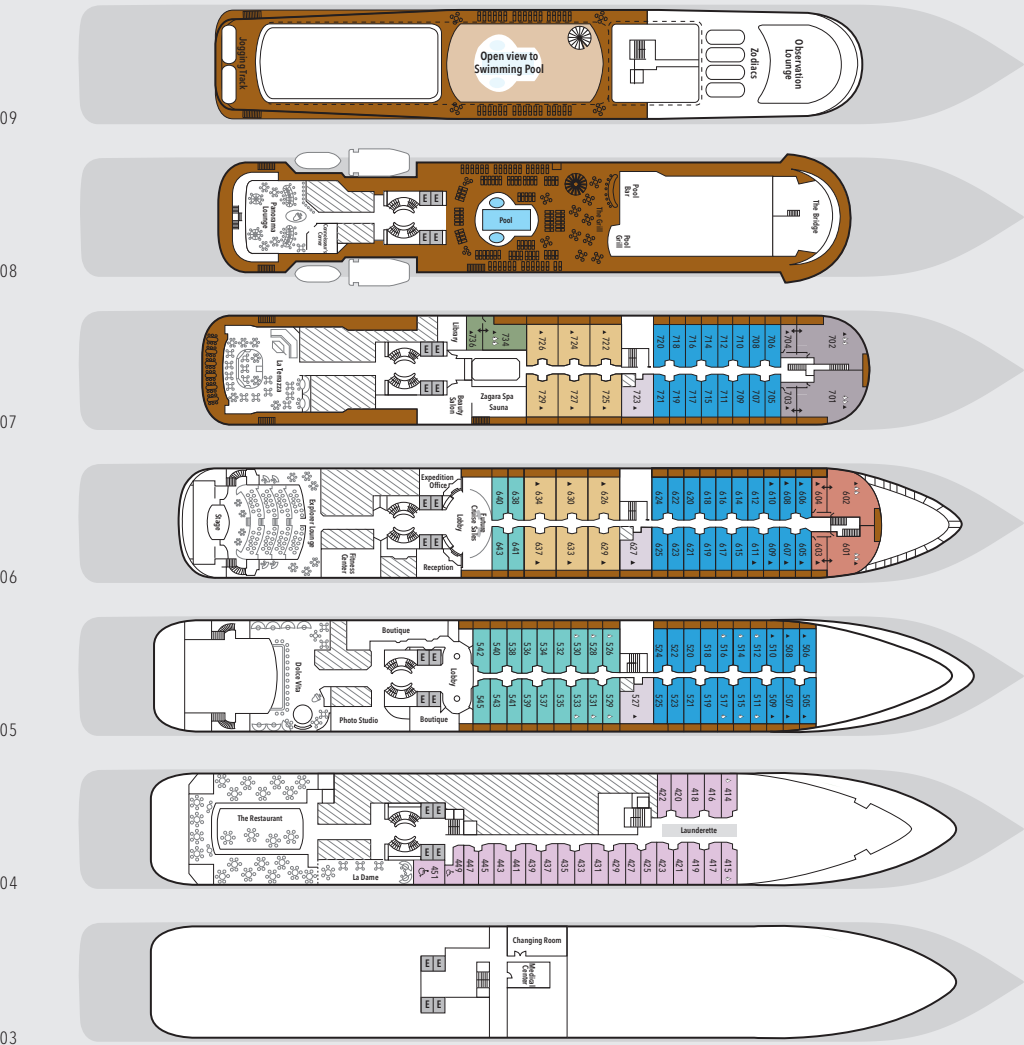
The Restaurant
La Dame
Launderette

DECK 03

Changing Room
Medical Centre

SUITE CATEGORIES

Owner's Suite
Grand Suite
Royal Suite
Silver Suite
Medallion Suite
Deluxe Veranda Suite
Veranda Suite
Vista Suite





OWNER'S SUITE

Available as a one-bedroom configuration or as a two-bedroom (as illustrated) by adjoining with a Vista Suite.

1 BEDROOM: 587 SQ. FT. / 55 M²
INCLUDING VERANDA (89 SQ. FT. / 8 M²)
2 BEDROOMS: 827 SQ. FT. / 77 M²
INCLUDING VERANDA (89 SQ. FT. / 8 M²)

- Large veranda with patio furniture and floor-to-ceiling glass doors; bedroom two has additional large picture window
- Living room with sitting area; bedroom two has additional sitting area
- Separate dining area
- Twin beds or queen-sized bed; bedroom two has additional twin beds or queen-sized bed
- Marble bathroom with full-sized bath and separate shower; bedroom two has additional marble bathroom with shower (no bath as indicated in diagram)
- Walk-in wardrobe(s) with personal safe
- Vanity table(s) with hair dryer
- Writing desk(s)
- Sound system with Bluetooth Connectivity
- Unlimited Premium Wifi
- Illy® Espresso machine



GRAND SUITE

Available as a one-bedroom configuration or as a two-bedroom (as illustrated) by adjoining with a Vista Suite.

1 BEDROOM: 1,019 SQ. FT. / 95 M²
INCLUDING VERANDA (145 SQ. FT. / 14 M²)
2 BEDROOMS: 1,314 SQ. FT. / 122 M²
INCLUDING VERANDA (194 SQ. FT. / 18.5 M²)

- Two verandas with patio furniture and floor-to-ceiling glass doors; bedroom two has additional veranda
- Living room with sitting area; bedroom two has additional sitting area
- Separate dining area
- Twin beds or queen-sized bed; bedroom two has additional twin beds or queen-sized bed
- Marble bathroom with full-sized bath and separate shower; bedroom two has additional marble bathroom with shower (no bath as indicated in diagram)
- Walk-in wardrobe(s) with personal safe
- Vanity table(s) with hair dryer
- Writing desk(s)
- Sound system with Bluetooth Connectivity
- Unlimited Premium Wifi
- Illy® Espresso machine



ROYAL SUITE

Available as a one-bedroom configuration or as a two-bedroom (as illustrated) by adjoining with a Vista Suite.

1 BEDROOM: 736 SQ. FT. / 69 M²
INCLUDING VERANDA (126 SQ. FT. / 12 M²)
2 BEDROOMS: 1,031 SQ. FT. / 96 M²
INCLUDING VERANDA (175 SQ. FT. / 16.5 M²)

- Large veranda with patio furniture and floor-to-ceiling glass doors; bedroom two has additional veranda
- Living room with sitting area; bedroom two has additional sitting area
- Separate dining area
- Twin beds or queen-sized bed; bedroom two has additional twin beds or queen-sized bed
- Marble bathroom with full-sized bath and separate shower; bedroom two has additional marble bathroom with shower (no bath as indicated in diagram)
- Walk-in wardrobe(s) with personal safe
- Vanity table(s) with hair dryer
- Writing desk(s)
- Sound system with Bluetooth Connectivity
- Unlimited Premium Wifi
- Illy® Espresso machine



Silver Suite



Medallion Suite

SILVER SUITE / MEDALLION SUITE

Silver and Medallion Suites accommodate three guests.

SILVER SUITE: 581 SQ. FT. / 54 M²
INCLUDING VERANDA (92 SQ. FT. / 8 M²)
MEDALLION: 517 SQ. FT. / 48 M²
INCLUDING VERANDA (81 SQ. FT. / 7.6 M²)

- Veranda with patio furniture and floor-to-ceiling glass doors
- Living room with convertible sofa to accommodate an additional guest
- Sitting area
- Separate dining area
- Twin beds or queen-sized bed
- Medallion has marble bathroom with shower; Silver Suite has two bathrooms with shower
- Walk-in wardrobe with personal safe
- Vanity table with hair dryer
- Writing desk
- Sound system with Bluetooth Connectivity
- Unlimited Premium Wifi
- Illy® Espresso machine



DELUXE VERANDA SUITE

The Deluxe Veranda Suite offers preferred central location with identical accommodation to a Veranda Suite.

295 SQ. FT. / 27 M²
INCLUDING VERANDA (49 SQ. FT. / 4.5 M²)

- Veranda with patio furniture and floor-to-ceiling glass doors
- Sitting area
- Twin beds or queen-sized bed
- Marble bathroom with shower (some with bath/shower combination)
- Walk-in wardrobe with personal safe
- Writing desk
- Hair dryer
- Unlimited Standard Wifi



VERANDA SUITE

Some Veranda Suites accommodate three guests (Suites 505-510 and 605-610).

295 SQ. FT. / 27 M²
INCLUDING VERANDA (49 SQ. FT. / 4.5 M²)

- Veranda with patio furniture and floor-to-ceiling glass doors
- Sitting area
- Twin beds or queen-sized bed
- Marble bathroom with shower (some with bath/shower combination)
- Walk-in wardrobe with personal safe
- Writing desk
- Hair dryer
- Unlimited Standard Wifi



VISTA SUITE

240 SQ. FT. / 22 M²

- Large picture window providing panoramic ocean views
- Sitting area
- Twin beds or queen-sized bed
- Marble bathroom with shower (some with bath/shower combination)
- Walk-in wardrobe with personal safe
- Writing desk
- Hair dryer
- Unlimited Standard Wifi

AMENITIES & FEATURES FOR ALL SUITES

- Butler service
- Refrigerator and bar setup stocked with your preferences
- Plush bathrobes
- Pillow menu
- Luxury bath amenities
- Complimentary Wifi for all suites
- Umbrella
- Hair dryer
- Wall mounted USB-C mobile device chargers
- Direct-dial telephone(s)
- Champagne on arrival
- Flat-screen television(s) with Interactive media Library
- Dual voltage 110/220 outlets

SILVER ENDEAVOUR

SHIP SPECIFICATIONS

IMO Polar Code rating	PC6
Crew	200
Officers	International
Guests	200
Tonnage	20,449
Length	539 Feet/ 164.40 Metres
Width	93 Feet/28.35 Metres
Speed	19 Knots
Passenger Decks	8
Disabled Suites	
Connecting suites	
Built	2021
Registry	Bahamas

DECK 10

Sundeck

DECK 09

Observation Lounge
Library

DECK 08

Suites

DECK 07

Suites

DECK 06

Whirlpool
The Bow

DECK 05

Arts Café
Reception
Beauty Salon
Fitness Centre
Otium Spa
Boutique
Pool Deck
The Grill

DECK 04

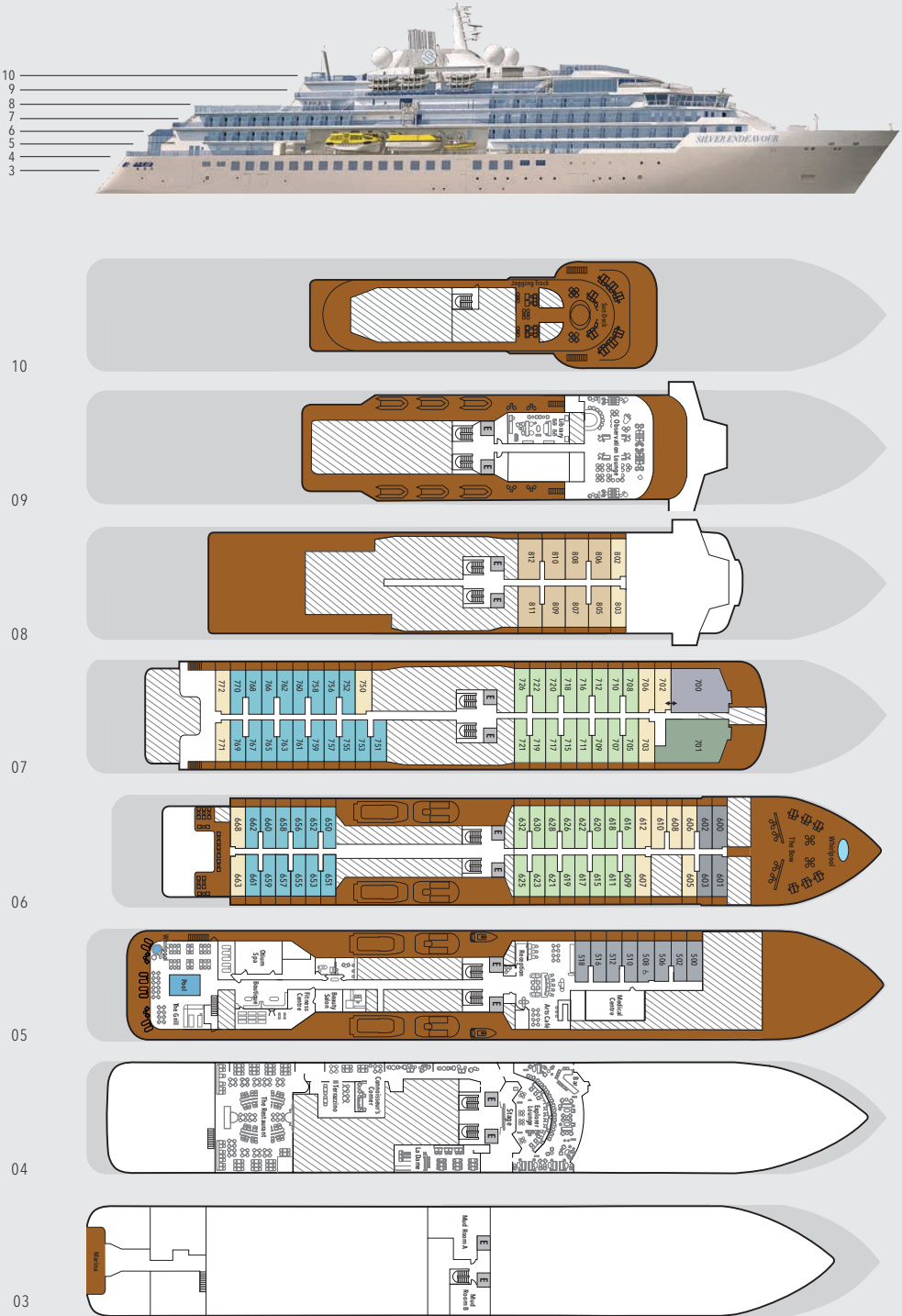
Explorer Lounge
Connoisseur's Corner
Il Terrazzino
The Restaurant

DECK 03

Mud Room

SUITE CATEGORIES

Owner's Suite
Grand Suite
Silver Suite
Premium Veranda Suite
Deluxe Veranda Suite
Superior Veranda Suite
Classic Veranda Suite



Deck plans are for illustration purposes only and may be subject to change.



OWNER'S SUITE

Available as a two-bedroom configuration

1 BEDROOM: 1868 SQ FT / 174 M2
INCLUDING VERANDA (737 SQ FT / 69 M2)

- Large veranda with patio furniture and floor-to-ceiling glass doors
- Living room with sitting area
- Separate dining area
- Main bedroom has a large walk-in wardrobe with personal safe and a bathroom with double vanity, walk-in shower and whirlpool bath
- Second bedroom has a separate wardrobe and a bathroom with walk-in shower
- Twin beds or king-sized bed in both bedrooms
- Writing desk(s)
- Custom-made bed mattresses
- Three large flat-screen TVs with Interactive Media Library
- Sound system with Bluetooth connectivity
- Espresso machine



GRAND SUITE

Available as a one-bedroom configuration or as a two-bedroom by adjoining with a Premium Veranda Suite

1 BEDROOM: 1668 SQ FT / 155 M2
INCLUDING VERANDA (684 SQ FT / 64 M2)
TWO BEDROOM: 25 SQ FT / 188 M2
INCLUDING VERANDA (69 SQ FT / 743 M2)

- Large veranda with patio furniture and floor-to-ceiling glass doors
- Living room with sitting area
- Separate dining area
- Bathroom with double vanity, walk-in shower and whirlpool bath
- Twin beds or king-sized bed and a single bed in the additional bedroom
- Third guest can be accommodated in an additional single bed bedroom
- Vanity table(s)
- Writing desk(s)
- Custom-made bed mattresses
- Three large flat-screen TVs with Interactive Media Library
- Sound system with Bluetooth connectivity
- Espresso machine



SILVER SUITE

Available as a one-bedroom configuration

1 BEDROOM: 535 SQ FT / 50 M2 INCLUDING VERANDA (78 SQ FT / 7 M2)

- Veranda with patio furniture and floor-to-ceiling glass doors
- Living room with convertible sofa to accommodate an additional guest
- Dining area
- Bathroom with double vanity and walk-in shower
- Twin beds or king-sized bed
- Vanity table(s)
- Writing desk(s)
- Custom-made bed mattresses
- Two large flat-screen TVs with Interactive Media Library
- Sound system with Bluetooth connectivity
- Espresso machine



PREMIUM VERANDA / DELUXE VERANDA / SUPERIOR VERANDA / CLASSIC VERANDA

Available as a one-bedroom configuration

1 BEDROOM: 356 SQ FT / 33 M2 INCLUDING VERANDA (52 SQ FT / 5 M2)

- Veranda with patio furniture and floor-to-ceiling glass doors
- Sitting area with convertible sofa to accommodate an additional guest
- Bathroom with double faucets on large vanity and walk-in shower
- Twin beds or king-sized bed
- Vanity table(s) / Writing desk(s)
- Custom-made bed mattresses
- Wheelchair accessible suite has a bathroom with vanity and shower
- One large flat-screen TVs with Interactive Media Library

AMENITIES & FEATURES FOR ALL SUITES

- Butler service
- Refrigerator and bar setup stocked with your preferences
- Plush bathrobes
- Pillow menu
- Luxury bath amenities
- Complimentary Wifi for all suites
- Umbrella
- Hair dryer
- Wall mounted USB-C mobile device chargers
- Direct-dial telephone(s)
- Champagne on arrival
- Flat-screen television(s) with Interactive media Library
- Dual voltage 110/220 outlets

IMAGE CAPTIONS

PAG 2-3 Hiking to Neptune's Window, Deception Island, Antarctica

PAG 4 Exploring Paulet Island, Antarctica

PAG 5 Zodiac cruising in Paradise Harbour, Antarctica

PAG 6-7 Enjoying the wildlife at The Neck, Saunders Island, Falkland Islands

PAG 8 Penguins on rocks in Antarctica Peninsula, 2019, by Steve McCurry

PAG 10-11 A heavily-crevassed glacier tongue, Antarctica

DOOR-TO-DOOR ALL-INCLUSIVE FARE

From international flights and all airport/hotel/ship transfers, including new private executive transfers from home, to pre- and post-cruise hotel nights, shore excursions and more, this truly "door to door" option ensures seamless travels and complete peace of mind knowing that you are in Silversea's care every moment of your journey.

PORT-TO-PORT ALL-INCLUSIVE FARE

Obtain significant savings vs. our Door-to-Door fares, without air. The Port-to-Port fare option is appealing to those who prefer to make their pre- and post-cruise travel arrangements independently. Featured on selected voyages which renew quarterly, these fares offer flexibility without sacrificing luxury, as you'll enjoy all of Silversea's inclusive amenities and services once onboard. The Port-to-Port All-Inclusive Fare features a non-refundable deposit.

FARE GUARANTEE POLICY

Our Fare Guarantee Policy provides you with the peace of mind in knowing that when you plan ahead and book early our Door-to-Door All-Inclusive Fares, not only will you be able to reserve your desired suite, but you can also benefit from any future fare reduction for your voyage, upon request.

ONBOARD SAVINGS

Book your next voyage while you are sailing and save an extra 5% on selected Door-to-Door All-Inclusive fares or 2.5% on our Port-to-Port All-Inclusive fares. Offer available on selected voyages.

EXTEND YOUR VOYAGE SAVINGS

Combine two or more consecutive voyages and enjoy up to 5% additional savings. Our combination voyages already include the 5% additional savings.

SOLO TRAVELLERS

Special single fares are available on selected voyages at only 25% above the double occupancy fare, on lower suite categories.



VENETIAN SOCIETY LOYALTY PROGRAMME

MEMBERSHIP PRIVILEGES

- Onboard recognition and invitations to private events
- An additional 5% off on selected sailings
- Ship visitation privileges

MILESTONE REWARDS

- 100 DAYS: 5% savings on future sailings
- 250 DAYS: 10% savings on future sailings
- 350 DAYS: complimentary 7-day voyage
- 500 DAYS: complimentary 14-day voyage
- 500-day milestone, complimentary 7-day voyage for each 150 days sailed

All of the above milestones include complimentary laundry service (excludes dry cleaning and "press only"). "Venetian Sailings" 5% and milestones 5% and 10% reward combinable only with "Door-to-Door All-Inclusive fares".

BOOK YOUR SILVERSEA VOYAGE TODAY.
CONTACT YOUR FROSCH TRAVEL ADVISOR.

